



YwRobot Breadboard Power Supply MB-V2



Product Specifications:

- Locking On/Off Switch
- LED Power Indicator
- Input voltage: 6.5-12v (DC) via 5.5mm x 2.1mm plug
- Output voltage: 3.3V/5v
- Maximum output current: 700 mA
- Independent control rail output. 0v, 3.3v, 5v to breadboard
- Output header pins for convenient external use
- Size: 2.1 in x 1.4 in
- USB device connector onboard for power output to external device

Setting up output voltage:




3.3 volt configuration



5 volt configuration

The left and right voltage output can be configured independently. To select the output voltage, move jumper to the corresponding pins. Note: power indicator LED and the breadboard power rails will not power on if both jumpers are in the "OFF" position.

Important note:



Make sure that you align the module correctly on the breadboard. The negative pin(-) on module lines up with the blue line(-) on breadboard and that the positive pin(+) lines up with the red line(+). Failure to do so could result in you accidentally reversing the power to your project.